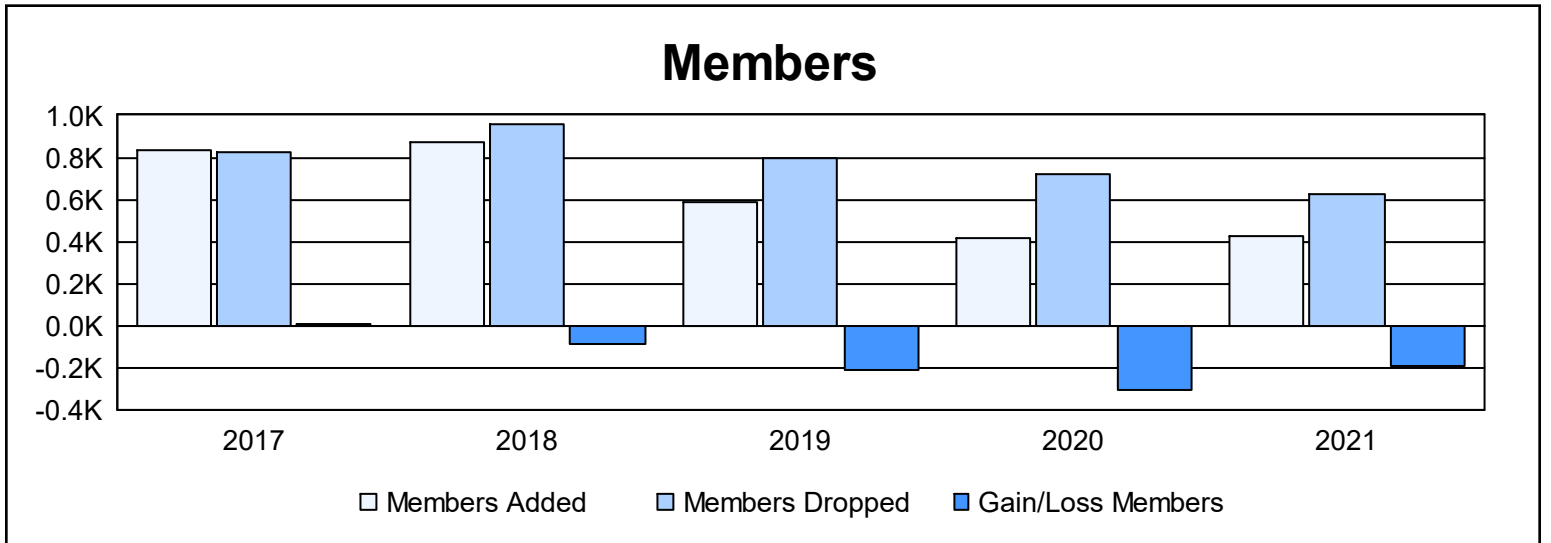
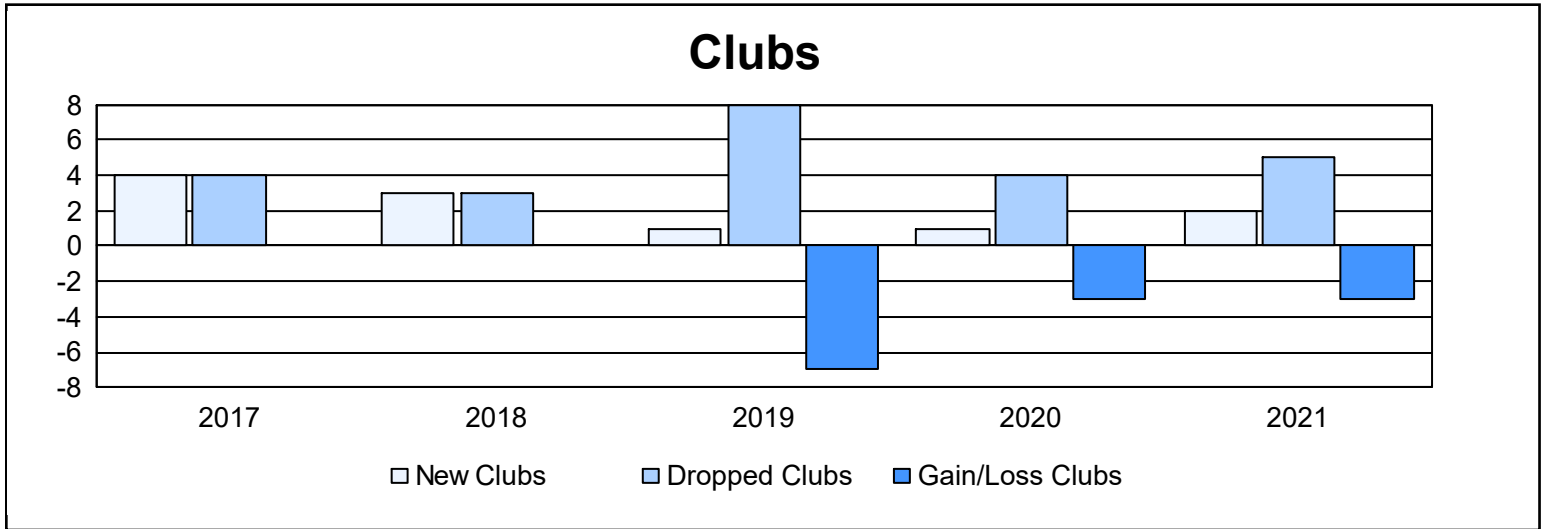


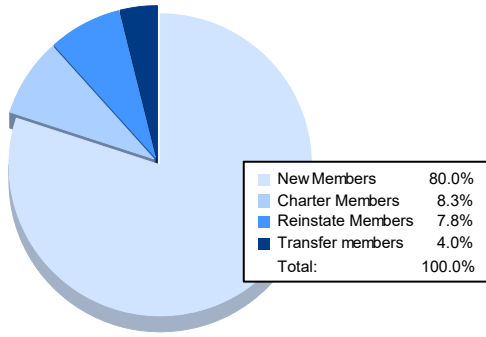
Multiple District 12

As of June 2021 Cumulative

Year	New Clubs	Dropped Clubs	Gain/ Loss Clubs	New Members	Charter Members	Reinstate Members	Transfer Members	Total Member Added	Total Members Dropped	Gain/ Loss Members
2016-2017	4	4	0	647	128	31	27	833	828	5
2017-2018	3	3	0	647	143	51	27	868	958	-90
2018-2019	1	8	-7	504	33	20	27	584	793	-209
2019-2020	1	4	-3	289	37	37	48	411	721	-310
2020-2021	2	5	-3	339	35	33	17	424	621	-197
Average	2	5	-3	485	75	34	29	624	784	-160



Membership Composition June 2021 Cumulative



Gender Composition June 2021 Cumulative

